un siglo de protección y conservación

español | english | francais

ELECTRONIQUEL

PUESTA A TIERRA

soldadura alumino-térmica

moldes CADWELD® ERICO®

SS

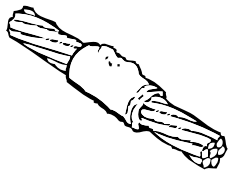

TIPO DE MOLDE	DIÁMETRO A(mm)	DIÁMETRO B(mm)	SECCIÓN A(mm^2)	SECCIÓN B(mm^2)	COMENTARIOS	METAL DE APORTE	MANGO
SSC-W6	8,0	8,0	50	50	Cable horizontal	45F20	L-160
SSC-W8	10,0	10,0	78,5	78,5		65F20	L-160
SSC-Y1	6,4	6,4	25	25		32F20	L-160
SSC-Y2	7,6	7,6	35	35		45F20	L-160
SSC-Y3	9,0	9,0	50	50		65F20	L-160
SSC-Y4	11,0	11,0	70	70		90F20	L-160
SSC-Y5	12,5	12,5	95	95		115F20	L-160
SSC-Y6	14,2	14,2	120	120			L-160

TA

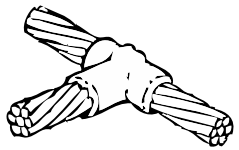

TIPO DE MOLDE	DIÁMETRO A(mm)	DIÁMETRO B(mm)	SECCIÓN A(mm^2)	SECCIÓN B(mm^2)	COMENTARIOS	METAL DE APORTE	MANGO
TAC-Y1	6,4	6,4	25	25	Cable T horizontal	45F20	L-160
TAC-Y2	7,6	7,6	35	35	Cable/Cable	45F20	L-160
TAC-Y2-Y1	7,6	7,6	35	25		45F20	L-160
TAC-Y3	9,0	9,0	50	50		90F20	L-160
TAC-Y4	11,0	11,0	70	70		90F20	L-160
TAC-Y4-Y2	11,0	7,6	70	35		65F20	L-160
TAC-Y5	12,5	12,5	95	95		115F20	L-160
TAC-Y5-Y6	12,5	14,2	95	120		150F20	L-160
TAC-Y6	14,2	14,2	120	120		150F20	L-160
TAC-Y6-Y4	14,2	11,0	120	70		90F20	L-160
TAC-Y7	15,9	15,9	150	150		200F20	L-160
TAC-Y8	17,7	17,7	185	185		200F20	L-160

XA

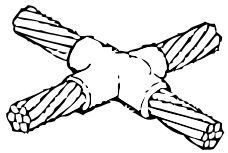

TIPO DE MOLDE	DIÁMETRO		SECCIÓN		COMENTARIOS	METAL DE APORTE	MANGO
	A(mm)	B(mm)	A(mm^2)	B(mm^2)			
XAC-Y1	6,4	6,4	25	25	Cable X horizontal	45F20	L-160
XAC-Y2	7,6	7,6	35	35		65F20	L-160
XAC-Y3	9,0	9,0	50	50		90F20	L-160
XAC-Y4	11,0	11,0	70	70		115F20	L-160
XAC-Y5	12,5	12,5	95	95		150F20	L-160
XAC-Y6	14,2	14,2	120	120		200F20	L-160

PG



TIPO DE MOLDE	DIÁMETRO		SECCIÓN		COMENTARIOS	METAL DE APORTE	MANGO
	A(mm)	B(mm)	A(mm^2)	B(mm^2)			
PGC-Y1	6,4	6,4	25	25	Conductor en paralelo horizontal Cable/Cable	45F20	L-160
PGC-Y2	7,6	7,6	35	35		65F20	L-160
PGC-Y3	9,0	9,0	50	50		90F20	L-160
PGC-Y4	11,0	11,0	70	70		115F20	L-160
PGC-Y4-Y1	11,0	6,4	70	25		90F20	L-160
PGC-Y5	12,5	12,5	95	95		150F20	L-160
PGC-Y6	14,2	14,2	120	120		200F20	L-160

PT

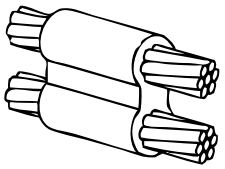

TIPO DE MOLDE	DIÁMETRO		SECCIÓN		COMENTARIOS	METAL DE APORTE	MANGO
	A(mm)	B(mm)	A(mm^2)	B(mm^2)			
PTC-Y1	6,4	6,4	25	25	Conductor en paralelo vertical Cable/Cable	45F20	L-160
PTC-Y2	7,6	7,6	35	35		65F20	L-160
PTC-Y3	9,0	9,0	50	50		90F20	L-160
PTC-Y4	11,0	11,0	70	70		115F20	L-160
PTC-Y5	12,5	12,5	95	95		150F20	L-160
PTC-Y6	14,2	14,2	120	120		200F20	L-160

PC

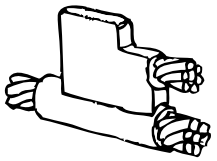

TIPO DE MOLDE	DIÁMETRO A(mm)	DIÁMETRO B(mm)	SECCIÓN A(mm^2)	SECCIÓN B(mm^2)	COMENTARIOS	METAL DE APORTE	MANGO
PCC-Y1	6,4	6,4	25	25	Cable/Cable	45F20	L-160
PCC-Y3	9,0	9,0	50	50		90F20	L-160
PCC-Y6	14,2	14,2	120	120		200F20	L-160

HA



TIPO DE MOLDE	DIÁMETRO A(mm)	DIÁMETRO B(mm)	SECCIÓN A(mm^2)	SECCIÓN B(mm^2)	COMENTARIOS	METAL DE APORTE	MANGO
HAA-Y1	6,4		25		Se recomienda una superficie	45F20	M-129
HAA-Y1-CA	6,4		25		horizontal - tubería Ca -	25F33	M-129
HAA-Y2	7,6		35		con cable plano	45F20	M-129
HAA-A3	8,0		40		Se recomienda	45F20	M-129
HAA-Y3	9,0		50		pasta T403	45F20	M-129
HAA-Y4	11,0		70			65F20	M-129
HAM-B3-CA	4,9		14,5-16			15F33	M-125
HBA-B3	4,9		14,5-16		Manguito H105	25xF19	M-129

VG

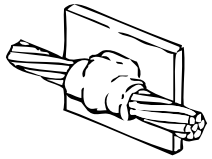

TIPO DE MOLDE	DIÁMETRO A(mm)	DIÁMETRO B(mm)	SECCIÓN A(mm^2)	SECCIÓN B(mm^2)	COMENTARIOS	METAL DE APORTE	MANGO
VGC-Y1	6,4		25		Superficie vertical con cable	45F20	L-160
VGC-Y2	7,6		35			45F20	L-160
VGC-Y3	9,0		50			90F20	L-160
VGC-Y4	11,0		70			115F20	L-160
VGC-Y5	12,5		95			150F20	L-160
VGC-Y6	14,2		120			150F20	L-160

VS

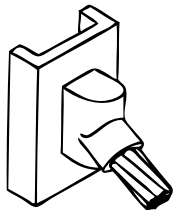

TIPO DE MOLDE	DIÁMETRO A(mm)	DIÁMETRO B(mm)	SECCIÓN A(mm²)	SECCIÓN B(mm²)	COMENTARIOS	METAL DE APORTE	MANGO
VSC-Y3	9,0		50		Superficie vertical con cable	90F20	L-160
VSC-Y4	11,0		70			90F20	L-160
VSC-Y5	12,5		95			115F20	L-160
VSC-Y6	14,2		120			115F20	L-160

GT

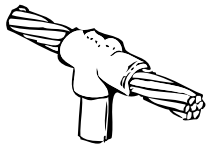

TIPO DE MOLDE	DIÁMETRO A(mm)	DIÁMETRO B(mm)	SECCIÓN A(mm²)	SECCIÓN B(mm²)	COMENTARIOS	METAL DE APORTE	MANGO
GTC-P143-Y1	14,2	6,4	160,6	25	Cable/pica tierra	90F20	L-160
GTC-P143-Y2	14,2	7,6	160,6	35		90F20	L-160
GTC-P143-Y3	14,2	9,0	160,6	50		90F20	L-160
GTC-P143-Y4	14,2	11,0	160,6	70		115F20	L-160
GTC-P143-Y5	14,2	12,5	160,6	95		115F20	L-160
GTC-P172-Y1	17,2	6,4	232,4	25		90F20	L-160
GTC-P172-Y2	17,2	7,6	232,4	35		90F20	L-160
GTC-P172-Y3	17,2	9,0	232,4	50		115F20	L-160
GTC-P172-Y4	17,2	11,0	232,4	70		115F20	L-160
GTC-P172-Y5	17,2	12,5	232,4	95		115F20	L-160
GTC-P190-2G	19	10,7	283,5	66,5		115F20	L-160

GE

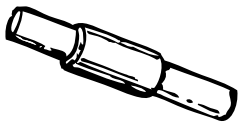

TIPO DE MOLDE	DIÁMETRO A(mm)	DIÁMETRO B(mm)	SECCIÓN A(mm²)	SECCIÓN B(mm²)	COMENTARIOS	METAL DE APORTE	MANGO
GEC-P128	12,8	12,8	128,7	128,7	Pica/Pica	90F20	L-160
GEC-P143	14,2	14,2	158	158		150F20	L-160

GF



TIPO DE MOLDE	DIÁMETRO		SECCIÓN		COMENTARIOS	METAL DE APORTE	MANGO
	A(mm)	B(mm)	A(mm^2)	B(mm^2)			
GFC-P143-Y3	14,2	9,0	160,6	50	Pica/Cable horizontal	90F20	L-160
GFC-P165-G2-B	16,5	9,5	214	50		115F20	L-160

RC

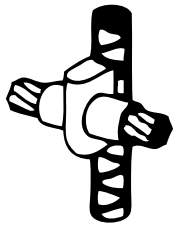

TIPO DE MOLDE	DIÁMETRO		SECCIÓN		COMENTARIOS	METAL DE APORTE	MANGO
	A(mm)	B(mm)	A(mm^2)	B(mm^2)			
RCZ-Y1	10-40	6,4	**S-2904B**	25	Cable/Malla	45F20	L-161A
RCZ-Y2	10-40	7,6	**S-2904B**	35	electrosoldada	45F20	L-161A
RCZ-Y3	10-40	9	**S-2904B**	50		65F20	L-161A
RCZ-Y4	10-40	11	**S-2904B**	70		90F20	L-161A
RCZ-Y5	10-40	12,5	**S-2904B**	95		90F20	L-161A
RCZ-Y6	10-40	14,2	**S-2904C**	120		90F20	L-161A
			Embalado				

RT

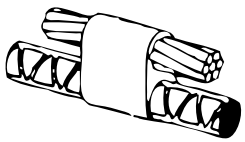

TIPO DE MOLDE	DIÁMETRO		SECCIÓN		COMENTARIOS	METAL DE APORTE	MANGO
	A(mm)	B(mm)	A(mm^2)	B(mm^2)			
RTZ-Y1	10-40	6,4	**S-2904B**	25	Cable/Malla	45F20	SMK21
RTZ-Y2	10-40	7,6	**S-2904B**	35	electrosoldada	45F20	SMK21
RTZ-Y3	10-40	9	**S-2904B**	50		90F20	SMK21
RTZ-Y4	10-40	11	**S-2904B**	70		90F20	SMK21
RTZ-Y5	10-40	12,5	**S-2904A**	95		90F20	SMK21
RTZ-Y6	10-40	14,2	**S-3121**	120		115F20	SMK21
			Embalado				

guía de selección de kits



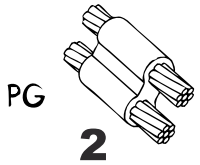

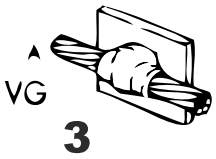

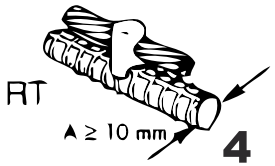

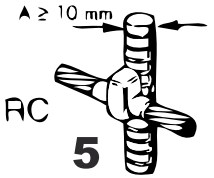

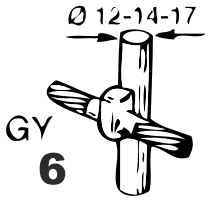

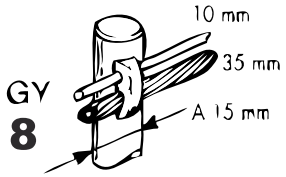

Compact kit 20 soldaduras

DESCRIPCIÓN	Nº DE ARTÍCULO	FIGURA	SOLDADURAS POR KIT
GT-P128	169310	1	20
PG-25/29	168050	2	20
PG-35	168060	2	20
VG-25/29	168090	3	20
VG-35	168100	3	20
GY-35	168180	6	20
GY-50	168190	6	20

Maxi kit 60 soldaduras

DESCRIPCIÓN	Nº DE ARTÍCULO	FIGURA	SOLDADURAS POR KIT
PG-25/29-Z	168380	2	60
PG-35-Z	168390	2	60
PG-50-Z	168400	2	60
PG-70-Z	168410	2	60
VG25/29-Z	168440	3	60
VG35-Z	168450	3	60
VG50-Z	168460	3	60
VG70-Z	168470	3	60
RT-25-Z-10	169990	4	60
RT-35-Z-10	168830	4	60
RT-50-Z-10	168850	4	60
RC-35-Z-10	168890	5	60
RC-50-Z-10	168910	5	60
GY-35-Z	168630	6	60
GY-50-Z	168640	6	60
GY-95-Z	168660	6	60
LA-Y2-FAK	169660	7	60
GYV-35-Z-10	169890	8	60

exothermic
welding

molds guide CADWELD® ERICO®

SS

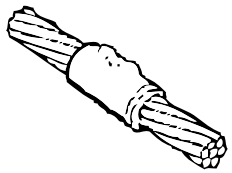

MOLD TYPE	DIAMETER		SECTION		COMMENTARY	WELDING MATERIAL	HANDLE
	A(mm)	B(mm)	A(mm²)	B(mm²)			
SSC-W6	8,0	8,0	50	50	Rond conductor (Horizontal)	45F20	L-160
SSC-W8	10,0	10,0	78,5	78,5	Cable (horizontal)	65F20	L-160
SSC-Y1	6,4	6,4	25	25		32F20	L-160
SSC-Y2	7,6	7,6	35	35		45F20	L-160
SSC-Y3	9,0	9,0	50	50		65F20	L-160
SSC-Y4	11,0	11,0	70	70		90F20	L-160
SSC-Y5	12,5	12,5	95	95		115F20	L-160
SSC-Y6	14,2	14,2	120	120			L-160

TA

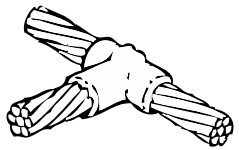

TYPE OF MOLD	DIAMETER		SECTIONAL AREA		COMMENTARY	WELDING MATERIAL	HANDLE
	A(mm)	B(mm)	A(mm²)	B(mm²)			
TAC-Y1	6,4	6,4	25	25	T horizontal	45F20	L-160
TAC-Y2	7,6	7,6	35	35	Cable/Cable	45F20	L-160
TAC-Y2-Y1	7,6	7,6	35	25		45F20	L-160
TAC-Y3	9,0	9,0	50	50		90F20	L-160
TAC-Y4	11,0	11,0	70	70		90F20	L-160
TAC-Y4-Y2	11,0	7,6	70	35		65F20	L-160
TAC-Y5	12,5	12,5	95	95		115F20	L-160
TAC-Y5-Y6	12,5	14,2	95	120		150F20	L-160
TAC-Y6	14,2	14,2	120	120		150F20	L-160
TAC-Y6-Y4	14,2	11,0	120	70		90F20	L-160
TAC-Y7	15,9	15,9	150	150		200F20	L-160
TAC-Y8	17,7	17,7	185	185		200F20	L-160

XA

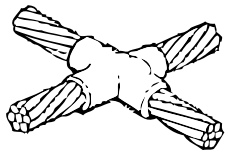

TYPE OF MOLD	DIAMETER		SECTIONAL AREA		COMMENTARY	WELDING MATERIAL	HANDLE
	A(mm)	B(mm)	A(mm²)	B(mm²)			
XAC-Y1	6,4	6,4	25	25	X horizontal cable	45F20	L-160
XAC-Y2	7,6	7,6	35	35		65F20	L-160
XAC-Y3	9,0	9,0	50	50		90F20	L-160
XAC-Y4	11,0	11,0	70	70	Check XB tipe fo overlaped cables	115F20	L-160
XAC-Y5	12,5	12,5	95	95		150F20	L-160
XAC-Y6	14,2	14,2	120	120		200F20	L-160

PG



TYPE OF MOLD	DIAMETER		SECTIONAL AREA		COMMENTARY	WELDING MATERIAL	HANDLE
	A(mm)	B(mm)	A(mm²)	B(mm²)			
PGC-Y1	6,4	6,4	25	25	Parallel horizontal conductors Cable/Cable	45F20	L-160
PGC-Y2	7,6	7,6	35	35		65F20	L-160
PGC-Y3	9,0	9,0	50	50		90F20	L-160
PGC-Y4	11,0	11,0	70	70		115F20	L-160
PGC-Y4-Y1	11,0	6,4	70	25		90F20	L-160
PGC-Y5	12,5	12,5	95	95		150F20	L-160
PGC-Y6	14,2	14,2	120	120		200F20	L-160

PT

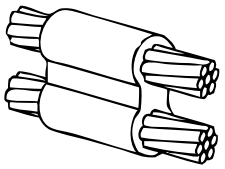

TYPE OF MOLD	DIAMETER		SECTIONAL AREA		COMMENTARY	WELDING MATERIAL	HANDLE
	A(mm)	B(mm)	A(mm²)	B(mm²)			
PTC-Y1	6,4	6,4	25	25	Parallel vertical conductors Cable/Cable	45F20	L-160
PTC-Y2	7,6	7,6	35	35		65F20	L-160
PTC-Y3	9,0	9,0	50	50		90F20	L-160
PTC-Y4	11,0	11,0	70	70		115F20	L-160
PTC-Y5	12,5	12,5	95	95		150F20	L-160
PTC-Y6	14,2	14,2	120	120		200F20	L-160

PC

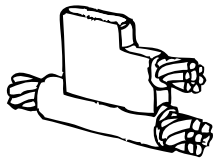

TYPE OF MOLD	DIAMETER A(mm)	DIAMETER B(mm)	SECTIONAL AREA A(mm^2)	SECTIONAL AREA B(mm^2)	COMMENTARY	WELDING MATERIAL	HANDLE
PCC-Y1	6,4	6,4	25	25	Cable/Cable	45F20	L-160
PCC-Y3	9,0	9,0	50	50		90F20	L-160
PCC-Y6	14,2	14,2	120	120		200F20	L-160

HA



TYPE OF MOLD	DIAMETER A(mm)	DIAMETER B(mm)	SECTIONAL AREA A(mm^2)	SECTIONAL AREA B(mm^2)	COMMENTARY	WELDING MATERIAL	HANDLE
HAA-Y1	6,4		25		Horizontal surface (CA pipe)	45F20	M-129
HAA-Y1-CA	6,4		25		with cable	25F33	M-129
HAA-Y2	7,6		35			45F20	M-129
HAA-A3	8,0		40		T403 plastic recommended	45F20	M-129
HAA-Y3	9,0		50			45F20	M-129
HAA-Y4	11,0		70			65F20	M-129
HAM-B3-CA	4,9		14,5-16		Handle: H105	15F33	M-125
HBA-B3	4,9		14,5-16			25xF19	M-129

VG

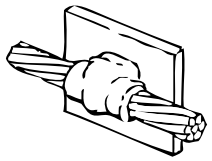

TYPE OF MOLD	DIAMETER A(mm)	DIAMETER B(mm)	SECTIONAL AREA A(mm^2)	SECTIONAL AREA B(mm^2)	COMMENTARY	WELDING MATERIAL	HANDLE
VGC-Y1	6,4		25		Vertical surface/cable	45F20	L-160
VGC-Y2	7,6		35			45F20	L-160
VGC-Y3	9,0		50			90F20	L-160
VGC-Y4	11,0		70			115F20	L-160
VGC-Y5	12,5		95			150F20	L-160
VGC-Y6	14,2		120			150F20	L-160

VS

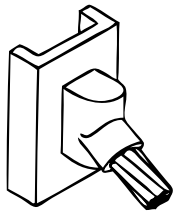

TYPE OF MOLD	DIAMETER A(mm)	DIAMETER B(mm)	SECTIONAL AREA A(mm^2)	SECTIONAL AREA B(mm^2)	COMMENTARY	WELDING MATERIAL	HANDLE
VSC-Y3	9,0		50		Vertical surface/cable	90F20	L-160
VSC-Y4	11,0		70			90F20	L-160
VSC-Y5	12,5		95			115F20	L-160
VSC-Y6	14,2		120			115F20	L-160

GT

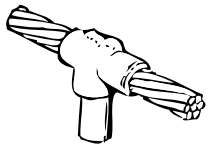

TYPE OF MOLD	DIAMETER A(mm)	DIAMETER B(mm)	SECTIONAL AREA A(mm^2)	SECTIONAL AREA B(mm^2)	COMMENTARY	WELDING MATERIAL	HANDLE
GTC-P143-Y1	14,2	6,4	160,6	25	Earth rod/cable	90F20	L-160
GTC-P143-Y2	14,2	7,6	160,6	35		90F20	L-160
GTC-P143-Y3	14,2	9,0	160,6	50		90F20	L-160
GTC-P143-Y4	14,2	11,0	160,6	70		115F20	L-160
GTC-P143-Y5	14,2	12,5	160,6	95		115F20	L-160
GTC-P172-Y1	17,2	6,4	232,4	25		90F20	L-160
GTC-P172-Y2	17,2	7,6	232,4	35		90F20	L-160
GTC-P172-Y3	17,2	9,0	232,4	50		115F20	L-160
GTC-P172-Y4	17,2	11,0	232,4	70		115F20	L-160
GTC-P172-Y5	17,2	12,5	232,4	95		115F20	L-160
GTC-P190-2G	19	10,7	283,5	66,5		115F20	L-160

GE

TYPE OF MOLD	DIAMETER A(mm)	DIAMETER B(mm)	SECTIONAL AREA A(mm^2)	SECTIONAL AREA B(mm^2)	COMMENTARY	WELDING MATERIAL	HANDLE
GEC-P128	12,8	12,8	128,7	128,7	Earth rod/earth rod	90F20	L-160
GEC-P143	14,2	14,2	158	158		150F20	L-160

GF



TYPE OF MOLD	DIAMETER		SECTIONAL AREA		COMMENTARY	WELDING MATERIAL	HANDLE
	A(mm)	B(mm)	A(mm^2)	B(mm^2)			
GFC-P143-Y3	14,2	9,0	160,6	50	Earth rod / horizontal cable	90F20	L-160
GFC-P165-G2-B	16,5	9,5	214	50		115F20	L-160

RC

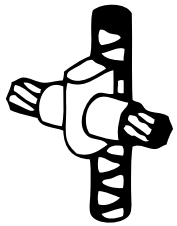

TYPE OF MOLD	DIAMETER		SECTIONAL AREA		COMMENTARY	WELDING MATERIAL	HANDLE
	A(mm)	B(mm)	A(mm^2)	B(mm^2)			
RCZ-Y1	10-40	6,4	**S-2904B**	25	Rebar/Cable	45F20	L-161A
RCZ-Y2	10-40	7,6	**S-2904B**	35		45F20	L-161A
RCZ-Y3	10-40	9	**S-2904B**	50		65F20	L-161A
RCZ-Y4	10-40	11	**S-2904B**	70		90F20	L-161A
RCZ-Y5	10-40	12,5	**S-2904B**	95		90F20	L-161A
RCZ-Y6	10-40	14,2	**S-2904C** Packed	120		90F20	L-161A

RT

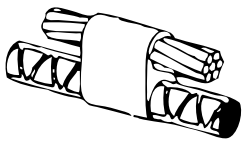

TYPE OF MOLD	DIAMETER		SECTIONAL AREA		COMMENTARY	WELDING MATERIAL	HANDLE
	A(mm)	B(mm)	A(mm^2)	B(mm^2)			
RTZ-Y1	10-40	6,4	**S-2904B**	25	Rebar/Cable	45F20	SMK21
RTZ-Y2	10-40	7,6	**S-2904B**	35		45F20	SMK21
RTZ-Y3	10-40	9	**S-2904B**	50		90F20	SMK21
RTZ-Y4	10-40	11	**S-2904B**	70		90F20	SMK21
RTZ-Y5	10-40	12,5	**S-2904A**	95		90F20	SMK21
RTZ-Y6	10-40	14,2	**S-3121** Packed	120		115F20	SMK21

kits selection guide



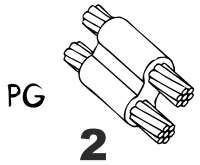

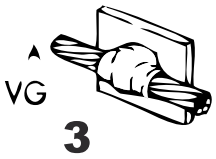

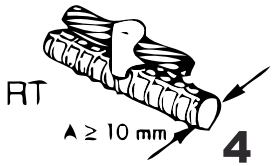

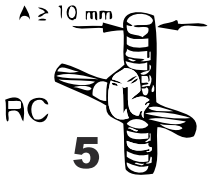

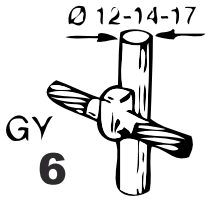

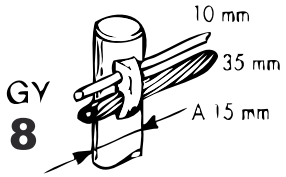

Compact kit 20 weldings

DESCRIPTION	ITEM NUMBER	DRAWING	WELDING NUMBER
GT-P128	169310	1	20
PG-25/29	168050	2	20
PG-35	168060	2	20
VG-25/29	168090	3	20
VG-35	168100	3	20
GY-35	168180	6	20
GY-50	168190	6	20

Maxi kit 60 weldings

DESCRIPTION	ITEM NUMBER	DRAWING	WELDING NUMBER
PG-25/29-Z	168380	2	60
PG-35-Z	168390	2	60
PG-50-Z	168400	2	60
PG-70-Z	168410	2	60
VG25/29-Z	168440	3	60
VG35-Z	168450	3	60
VG50-Z	168460	3	60
VG70-Z	168470	3	60
RT-25-Z-10	169990	4	60
RT-35-Z-10	168830	4	60
RT-50-Z-10	168850	4	60
RC-35-Z-10	168890	5	60
RC-50-Z-10	168910	5	60
GY-35-Z	168630	6	60
GY-50-Z	168640	6	60
GY-95-Z	168660	6	60
LA-Y2-FAK	169660	7	60
GYV-35-Z-10	169890	8	60

soudure
aluminothermique

moules CADWELD® ERICO®

SS

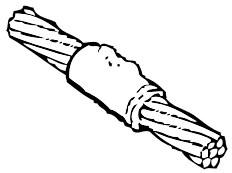

TYPE DE MOULE	DIAMÈTRE		SECTION		COMMENTAIRES	MÉTAL D´APPORT	MANCHE
	A(mm)	B(mm)	A(mm²)	B(mm²)			
SSC-W6	8,0	8,0	50	50	Câble horizontal	45F20	L-160
SSC-W8	10,0	10,0	78,5	78,5		65F20	L-160
SSC-Y1	6,4	6,4	25	25		32F20	L-160
SSC-Y2	7,6	7,6	35	35		45F20	L-160
SSC-Y3	9,0	9,0	50	50		65F20	L-160
SSC-Y4	11,0	11,0	70	70		90F20	L-160
SSC-Y5	12,5	12,5	95	95		115F20	L-160
SSC-Y6	14,2	14,2	120	120			L-160

TA

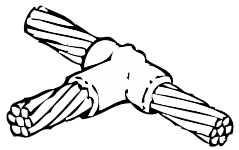

TYPE DE MOULE	DIAMÈTRE		SECTION		COMMENTAIRES	MÉTAL D´APPORT	MANCHE
	A(mm)	B(mm)	A(mm²)	B(mm²)			
TAC-Y1	6,4	6,4	25	25	Câble T horizontal	45F20	L-160
TAC-Y2	7,6	7,6	35	35	Câble/Câble	45F20	L-160
TAC-Y2-Y1	7,6	7,6	35	25		45F20	L-160
TAC-Y3	9,0	9,0	50	50		90F20	L-160
TAC-Y4	11,0	11,0	70	70		90F20	L-160
TAC-Y4-Y2	11,0	7,6	70	35		65F20	L-160
TAC-Y5	12,5	12,5	95	95		115F20	L-160
TAC-Y5-Y6	12,5	14,2	95	120		150F20	L-160
TAC-Y6	14,2	14,2	120	120		150F20	L-160
TAC-Y6-Y4	14,2	11,0	120	70		90F20	L-160
TAC-Y7	15,9	15,9	150	150		200F20	L-160
TAC-Y8	17,7	17,7	185	185		200F20	L-160

XA

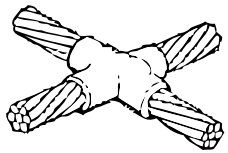

TYPE DE MOULE	DIAMÈTRE		SECTION		COMMENTAIRES	MÉTAL D´APPORT	MANCHE
	A(mm)	B(mm)	A(mm²)	B(mm²)			
XAC-Y1	6,4	6,4	25	25	Câble X horizontal	45F20	L-160
XAC-Y2	7,6	7,6	35	35		65F20	L-160
XAC-Y3	9,0	9,0	50	50		90F20	L-160
XAC-Y4	11,0	11,0	70	70		115F20	L-160
XAC-Y5	12,5	12,5	95	95		150F20	L-160
XAC-Y6	14,2	14,2	120	120		200F20	L-160

PG



TYPE DE MOULE	DIAMÈTRE		SECTION		COMMENTAIRES	MÉTAL D´APPORT	MANCHE
	A(mm)	B(mm)	A(mm²)	B(mm²)			
PGC-Y1	6,4	6,4	25	25	Conducteurs	45F20	L-160
PGC-Y2	7,6	7,6	35	35	parallèle horizontal	65F20	L-160
PGC-Y3	9,0	9,0	50	50	Câble/Câble	90F20	L-160
PGC-Y4	11,0	11,0	70	70		115F20	L-160
PGC-Y4-Y1	11,0	6,4	70	25		90F20	L-160
PGC-Y5	12,5	12,5	95	95		150F20	L-160
PGC-Y6	14,2	14,2	120	120		200F20	L-160

PT

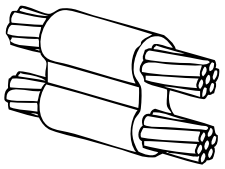

TYPE DE MOULE	DIAMÈTRE		SECTION		COMMENTAIRES	MÉTAL D´APPORT	MANCHE
	A(mm)	B(mm)	A(mm²)	B(mm²)			
PTC-Y1	6,4	6,4	25	25	Conducteurs	45F20	L-160
PTC-Y2	7,6	7,6	35	35	parallèle vertical	65F20	L-160
PTC-Y3	9,0	9,0	50	50	Câble/Câble	90F20	L-160
PTC-Y4	11,0	11,0	70	70		115F20	L-160
PTC-Y5	12,5	12,5	95	95		150F20	L-160
PTC-Y6	14,2	14,2	120	120		200F20	L-160

PC

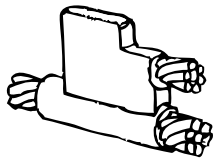

TYPE DE MOULE	DIAMÈTRE A(mm)	DIAMÈTRE B(mm)	SECTION A(mm²)	SECTION B(mm²)	COMMENTAIRES	MÉTAL D´APPORT	MANCHE
PCC-Y1	6,4	6,4	25	25	Câble/Câble	45F20	L-160
PCC-Y3	9,0	9,0	50	50		90F20	L-160
PCC-Y6	14,2	14,2	120	120		200F20	L-160

HA



TYPE DE MOULE	DIAMÈTRE A(mm)	DIAMÈTRE B(mm)	SECTION A(mm²)	SECTION B(mm²)	COMMENTAIRES	MÉTAL D´APPORT	MANCHE
HAA-Y1	6,4		25		Une surface horizontal	45F20	M-129
HAA-Y1-CA	6,4		25		(CA tuyauterie)	25F33	M-129
HAA-Y2	7,6		35		avec câble se recommande	45F20	M-129
HAA-A3	8,0		40		une pâte T403	45F20	M-129
HAA-Y3	9,0		50			45F20	M-129
HAA-Y4	11,0		70			65F20	M-129
HAM-B3-CA	4,9		14,5-16			15F33	M-125
HBA-B3	4,9		14,5-16		Un manchon H105	25xF19	M-129

VG

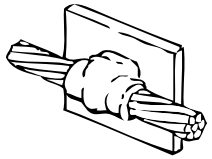

TYPE DE MOULE	DIAMÈTRE A(mm)	DIAMÈTRE B(mm)	SECTION A(mm²)	SECTION B(mm²)	COMMENTAIRES	MÉTAL D´APPORT	MANCHE
VGC-Y1	6,4		25		Surface vertical	45F20	L-160
VGC-Y2	7,6		35		avec câble	45F20	L-160
VGC-Y3	9,0		50			90F20	L-160
VGC-Y4	11,0		70			115F20	L-160
VGC-Y5	12,5		95			150F20	L-160
VGC-Y6	14,2		120			150F20	L-160

VS

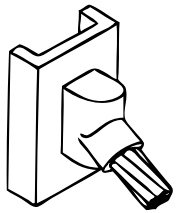

TYPE DE MOULE	DIAMÈTRE A(mm)	DIAMÈTRE B(mm)	SECTION A(mm²)	SECTION B(mm²)	COMMENTAIRES	MÉTAL D´APPORT	MANCHE
VSC-Y3	9,0		50		Surface vertical avec câble	90F20	L-160
VSC-Y4	11,0		70			90F20	L-160
VSC-Y5	12,5		95			115F20	L-160
VSC-Y6	14,2		120			115F20	L-160

GT

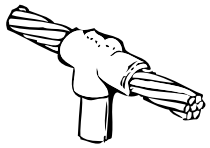

TYPE DE MOULE	DIAMÈTRE A(mm)	DIAMÈTRE B(mm)	SECTION A(mm²)	SECTION B(mm²)	COMMENTAIRES	MÉTAL D´APPORT	MANCHE
GTC-P143-Y1	14,2	6,4	160,6	25	Un câble/Piquet de terre	90F20	L-160
GTC-P143-Y2	14,2	7,6	160,6	35		90F20	L-160
GTC-P143-Y3	14,2	9,0	160,6	50		90F20	L-160
GTC-P143-Y4	14,2	11,0	160,6	70		115F20	L-160
GTC-P143-Y5	14,2	12,5	160,6	95		115F20	L-160
GTC-P172-Y1	17,2	6,4	232,4	25		90F20	L-160
GTC-P172-Y2	17,2	7,6	232,4	35		90F20	L-160
GTC-P172-Y3	17,2	9,0	232,4	50		115F20	L-160
GTC-P172-Y4	17,2	11,0	232,4	70		115F20	L-160
GTC-P172-Y5	17,2	12,5	232,4	95		115F20	L-160
GTC-P190-2G	19	10,7	283,5	66,5		115F20	L-160

GE

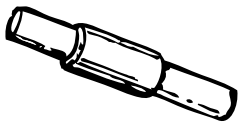

TYPE DE MOULE	DIAMÈTRE A(mm)	DIAMÈTRE B(mm)	SECTION A(mm²)	SECTION B(mm²)	COMMENTAIRES	MÉTAL D´APPORT	MANCHE
GEC-P128	12,8	12,8	128,7	128,7	Piquet/Piquet	90F20	L-160
GEC-P143	14,2	14,2	158	158		150F20	L-160

GF



TYPE DE MOULE	DIAMÈTRE A(mm)	DIAMÈTRE B(mm)	SECTION A(mm²)	SECTION B(mm²)	COMMENTAIRES	MÉTAL D´APPORT	MANCHE
GFC-P143-Y3	14,2	9,0	160,6	50	Piquet/Câble horizontal	90F20	L-160
GFC-P165-G2-B	16,5	9,5	214	50		115F20	L-160

RC

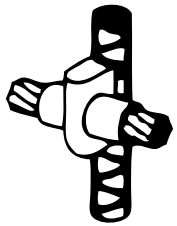

TYPE DE MOULE	DIAMÈTRE A(mm)	DIAMÈTRE B(mm)	SECTION A(mm²)	SECTION B(mm²)	COMMENTAIRES	MÉTAL D´APPORT	MANCHE
RCZ-Y1	10-40	6,4	**S-2904B**	25	Piquet ou fer à beton/Câble	45F20	L-161A
RCZ-Y2	10-40	7,6	**S-2904B**	35		45F20	L-161A
RCZ-Y3	10-40	9	**S-2904B**	50		65F20	L-161A
RCZ-Y4	10-40	11	**S-2904B**	70		90F20	L-161A
RCZ-Y5	10-40	12,5	**S-2904B**	95		90F20	L-161A
RCZ-Y6	10-40	14,2	**S-2904C** Emballé	120		90F20	L-161A

RT

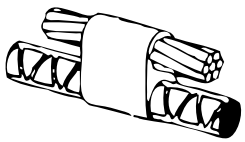

TYPE DE MOULE	DIAMÈTRE A(mm)	DIAMÈTRE B(mm)	SECTION A(mm²)	SECTION B(mm²)	COMMENTAIRES	MÉTAL D´APPORT	MANCHE
RTZ-Y1	10-40	6,4	**S-2904B**	25	Fer à beton/Câble	45F20	SMK21
RTZ-Y2	10-40	7,6	**S-2904B**	35		45F20	SMK21
RTZ-Y3	10-40	9	**S-2904B**	50		90F20	SMK21
RTZ-Y4	10-40	11	**S-2904B**	70		90F20	SMK21
RTZ-Y5	10-40	12,5	**S-2904A**	95		90F20	SMK21
RTZ-Y6	10-40	14,2	**S-3121** Emballé	120		115F20	SMK21

guide de sélection de kit



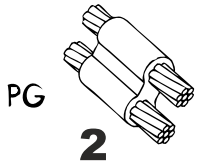

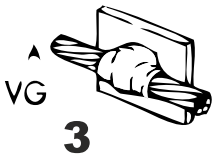

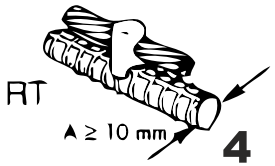

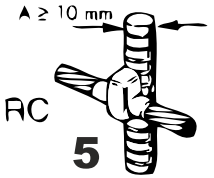

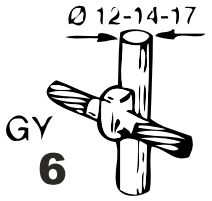



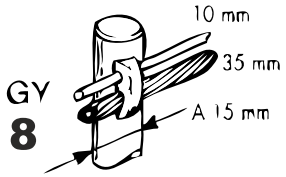

Compact kit 20 soudures

DESCRIPTION	Nº ARTICLE	DESSIN	SOUDURES PAR KIT
GT-P128	169310	1	20
PG-25/29	168050	2	20
PG-35	168060	2	20
VG-25/29	168090	3	20
VG-35	168100	3	20
GY-35	168180	6	20
GY-50	168190	6	20

Maxi kit 60 soudures

DESCRIPTION	Nº ARTICLE	DESSIN	SOUDURES PAR KIT
PG-25/29-Z	168380	2	60
PG-35-Z	168390	2	60
PG-50-Z	168400	2	60
PG-70-Z	168410	2	60
VG25/29-Z	168440	3	60
VG35-Z	168450	3	60
VG50-Z	168460	3	60
VG70-Z	168470	3	60
RT-25-Z-10	169990	4	60
RT-35-Z-10	168830	4	60
RT-50-Z-10	168850	4	60
RC-35-Z-10	168890	5	60
RC-50-Z-10	168910	5	60
GY-35-Z	168630	6	60
GY-50-Z	168640	6	60
GY-95-Z	168660	6	60
LA-Y2-FAK	169660	7	60
GYV-35-Z-10	169890	8	60

ELECTRONIQUEL

www.electroniquel.es

Avda. de la Siderurgia, 1
Pol. Ind. Bankunión 2 33211
Gijón - ASTURIAS (SPAIN)
T: (+34) 985 32 39 12
F: (+34) 985 31 23 18
comercial@electroniquel.es

© electroniquel 2014

diseño y maquetación Ales